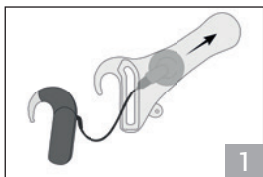


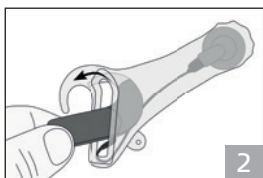
# WaterWear for BTE

## Quick Guide

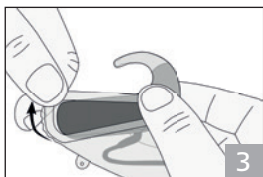
Please note that your audio processor only works inside the WaterWear for BTE when using alkaline, silver-oxide or rechargeable batteries. It will not work properly with zinc-air batteries. For more information, refer to the instructions.



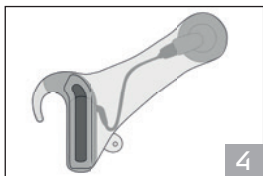
Switch ON your SONNET 2, SONNET or OPUS 2 and insert the coil first into the WaterWear, sliding it carefully into the flexible sleeve without causing damage to the cable. Make sure that the coil cable is fully inserted in the sleeve and that it remains attached to the coil.



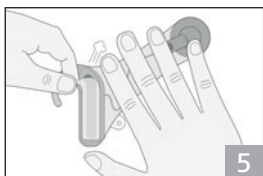
Hold the battery pack between thumb and forefinger and insert the earhook first. The tip of the earhook should reach to the very end of the earhook shape of the WaterWear so that it fits tightly.



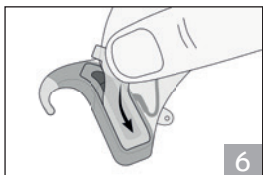
Hold the control unit with one hand, and with the other hand hold the WaterWear between thumb and forefinger and pull it over the battery pack. It will form a tight fit, so some tension is to be expected.



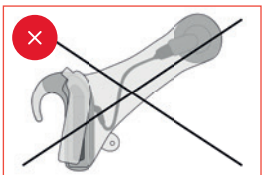
Pull the WaterWear over the entire processor and avoid crinkling the edge of the opening. In order to avoid tension on the coil cable, also make sure that the coil cable is not twisted inside the WaterWear.



Apply the adhesive strip to the bottom of the battery pack first but do not seal it completely. Then, with your free hand place your fingers over the cable to press out the remaining air. Make sure that there is no excess air in the WaterWear cover such that bulging occurs.

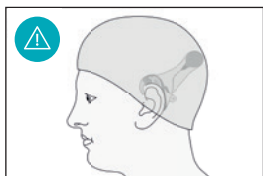


Once the air has been pressed out, ensure that the adhesive strip is fully covering the reinforcement foil at the opening of the WaterWear and is not offset or misaligned.



Press down firmly along the adhesive section. To provide protection against water and dust it is necessary that the adhesive strip completely sticks to all edges of the WaterWear opening.

## Important Security Advice



Position the SONNET 2, SONNET or OPUS 2 with WaterWear behind your ear and over the implant. To avoid losing the processor during sports activities, we strongly recommend that additional fixation, such as a headband or a bathing cap, is used.

## Compatible Audio Processors

WaterWear for BTE should only be used with the standard battery pack covers for SONNET 2, SONNET or OPUS 2. Do not use WaterWear with smaller battery pack covers such as the OPUS 2XS.

25774 r1.1